

# Add a Dashboard to a Form

Last Modified on 12/03/2017 6:56 am EST

## Overview

It is helpful to include a dashboard in a form to help end users better understand a statistic, situation, and so on.

Use the following code to add a dashboard to a form.

## Example

```
<%@ Control %>  
<%@ Register TagPrefix="sq" TagName="AnalyticsDashboardControl"  
Src="" %>
```

## Task1

Form description...

...

Process #2147494472

Task Properties

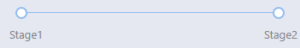
Created	5/21/2017
Due Date	5/22/2017
Permission	Read & Write
	<a href="#">Message Details</a>

Workflow Properties

Workflow Name	Permissions
Created	5/21/2017
Owned By	Sergey Chernyahovsky
Last Updated	5/21/2017

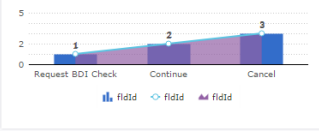
Task1

Task1

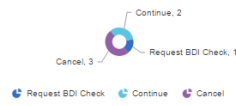


TASK1  
Form description...

LineColumnChart1



Doughnut2DChart1



Save

Submit