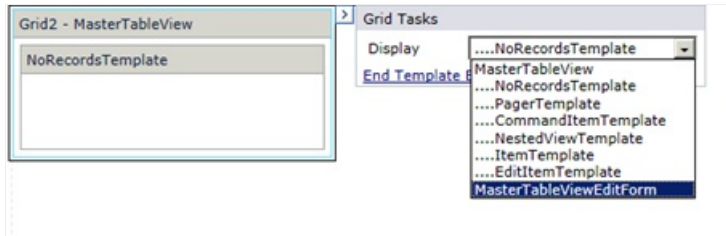


Add an Edit Form to a Grid

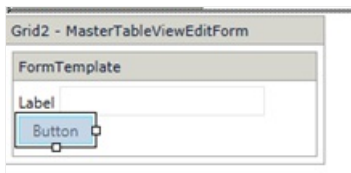
Last Modified on 07/16/2017 2:59 am EDT

Procedure

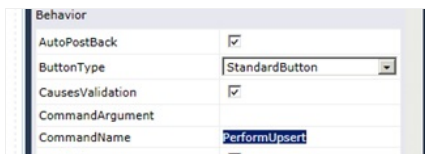
1. Add a grid to your form.
2. Select **MasterTableViewEditForm**.



3. Add controls to the form, as you normally would, and bind the controls to a data source.



4. To save data, the command name on the save button must be **PerformUpsert**.



5. The form markup should look like the example below.
 - Set *EditFormType* to *Template*.

